





GrowerFacts

Kabloom™ Calibrachoa

Calibrachoa x hybrida

Seed Form and Sowing Recommendations:

Pelleted Seed, 1 Seed per Cell

Stage	Plugs Stage 1	Plugs Stage 2	Plugs Stage 3	Plugs Stage 4	Transplant to Finish	Comments
Plug Stage and Time	Germination to Radicle Emergence, 5-7 Days*	Radicle Emergence to Cotyledon Expansion	Cotyledon Expansion to True Leaves	Pullable Plug		
Photo						
Media Moisture	Level 5, saturated	Level 4	Cycle between levels 2 and 4	Cycle between levels 2 and 4		Do not allow to wilt
Temperature	20- 22.5°C (73°F) media temperature	(20°C) 68 °F	18°C (64 °F)	13-18°C (55-64 °F); no less than 13°C (55°F)		Morning DIP/Drop of -3°C (-5°F) for height control
Light Requirements	Light or dark, cover not required	≥10 moles·m ⁻² ·d ⁻¹	≥10 moles·m ⁻² ·d ⁻¹	≥10 moles·m ⁻² ·d ⁻¹	≥10 moles·m ⁻² ·d ⁻¹	
pH and EC Management	Similar to Petunia	Similar to Petunia	Similar to Petunia	Similar to Petunia	Similar to vegetative Calibrachoa or Petunia	The recommended pH is 5.5-5.8. Kabloom can be grown with the same nutrition program as vegetative calibrachos.
Plant Growth Regulators		Best Option: Daminozide*: 1,250 - 2,500 ppm spray on day 7-10 Good Option: Paclobutrazol*: 3 ppm spray on day 7-10	Every 10-14 days as needed	Every 10-14 days as needed	Paclobutrazol* 1-3 ppm drench 7-10 days from transplant; reapply as needed	Pinch or shear if pullable plugs are stretched* or overgrown
Disease and Pest Management	Similar to vegetative Calibrachoa	Similar to vegetative Calibrachoa	Similar to vegetative Calibrachoa	Similar to vegetative Calibrachoa	Similar to vegetative Calibrachoa	

Crop Times:

Plug Tray Size	Plug Crop Time		Finished Crop Time from Non-Pinched Plugs*	
	Crop Time in Weeks, from Sow to Pullable	Container Size/PPP	Crop Time in Weeks from Plug to 100% Flowering (Early Season)	Crop Time in weeks from Plug to 100% Flowering (late season)
230	5-6	10-15cm (4-6") pots x 1 PPP	10-12	7-9
142	7-8	25cm (10") basket x 3 PPP	10-12	9-11
84	7-8	30cm (12") basket x 5 PPP	10-12	9-11

Total Crop Time** in weeks from Sowing to 100% Flowering (late season)
12-13 (10-15cm pots)
14-15 (10" basket)
14-15 (12" basket)

Minimum Day Length Requirement*:

In Hours	Variety
10	Kabloom Yellow, Kabloom White
10.5	Kabloom Red
11	Kabloom Deep Blue & Crave
12	Kabloom Deep Pink

*See other pages for additional information

**Total crop time decreases by 2-3 weeks in the summer

Ball Colegrave cultural information is issued as a guide to growers, based on our own trials experience. It is not intended as a blueprint for growing. Any chemicals referred to should be used only in accordance with the manufacturer's instructions.

GrowerFacts

Kabloom™ Calibrachoa Germination Specifics

Plug Stage and Time By Commercial Variety	
Fast-Germinating Varieties	Slow-Germinating Varieties
Kabloom White	Kabloom Deep Blue
Kabloom Deep Pink	
Kabloom Yellow	
Stage 1 at 75°F (25°C) for 5 days	Stage 1 at 75°F (25°C) for 7-10 days
Stage 1 at 68°F (20°C) for 5-7 days	Stage 1 at 68°F (20°C) for 10+ days

GrowerFacts

Kabloom™ Calibrachoa Plug PGR and Pinch Information

It is possible to manage plugs for improved bulk and stacked internodes.
Manage with PGR applications and pinching.

PGRs

Stretched, long internodes and strong apical dominance:



Without PGR

Dense, bulky and stacked internodes via PGR use:



With PGR

Stretched, long internodes and strong apical dominance:



Without PGR

Dense, bulky and stacked internodes via PGR use:



With PGR

Pinch Recommendations

Pinching involves removing the dominant central growth leader.

Recommended:

Under low DLI conditions
Finishing in small containers such as quarts or 10CM pots

Optional:

Basket production, plants fill in well with or without pinch.

How To:

Stack the nodes, best quality starts with a well bulked plug.
Pinch leaving at least 4 nodes.



Before:



After:



Pinched

Unpinched

GrowerFacts

Kabloom Calibrachoa Daminozide Use Details

Daminozide is a good option for plug production. Note: Daminozide can cause slight chlorotic stippling on Kabloom Yellow.

The photo demonstrate the chlorotic stipple appearance.

No stippling with Paclobutrazol

Stipple Example



GrowerFacts

Kabloom Calibrachoa Paclobutrazol Use Details

Paclobutrazol in plug production offers good control. Note: Kabloom White is more receptive to Paclobutrazol and may slow grow-out rate.

Paclobutrazol in finished production provides good height control for the Kabloom varieties. In finished production, Kabloom White is more receptive and sensitive to Paclobutrazol. Too-heavy or too-frequent applications may result in a too-compact or stunted plant.

Daminozide-treated plugs (left) compared with Paclobutrazol-treated plugs (right), post-transplant:



Comparison of different control obtained with Paclobutrazol on Kabloom White and Yellow.



GrowerFacts

Kabloom™ Calibrachoa Variety Timing and Habit Details

Variety	Earliness to Saleable	Photoperiod	Finished Plant Vigour	Habit
Kabloom White	earlier	10.5 hours	less vigor	controlled mound
Kabloom Yellow	earlier	10.5 hours	more vigor	upright
Kabloom Deep Blue	average	11 hours	average	semi upright
Kabloom Deep Pink	later	12 hours	average	spreading